

Gender Violence at the Border (1993-1998)

Sylvia Fernández and Paulina Hernandez Trejo

2024-08-01

Data Essay

Introduction

This dataset includes information about feminicides, or cases of women who have been murdered based on their gender, at the U.S.-Mexico border between 1993-1998. The original data comes from the book *El Silencio Que La Voz De Todas Quiebra* by Rohry Benitez, Adriana Candia, Patricia Cabrera, Guadalupe de la Mora, Josefina Martínez, Isabel Velázquez, and Ramona Ortiz. The data was digitized and translated into English by a group of undergraduate students in the course “Border Women Literature & Feminist Cartographies,” which was taught by Sylvia Fernández and Paulina Hernandez Trejo at the University of Texas at San Antonio. Additional datasets that were developed in the class are also featured on this website.

This essay discusses gender-based violence and sexual violence. The content may be distressing or triggering for some readers.

Original dataset (1999): Rohry Benitez, Adriana Candia, Patricia Cabrera, Guadalupe de la Mora, Josefina Martínez, Isabel Velázquez, and Ramona Ortiz

Translated and digitized dataset (2023): Jasbeth Medrano (Leader), Judith Ordonez, Carolina Vlaun, Alex Sanchez, and Samuel Hille

Creative Commons License

This work is licensed under CC BY 4.0

History of Gender-Violence at the Border

Some of the material in this section comes from forthcoming work, specifically Fernández Quintanilla & Bejarano’s “Fuerza Feminista: Confronting Intersectional Data Violence by Archiving the Movement against Anti-Feminicides in the Paso del Norte Region” (forthcoming)

2025) and Hernández-Trejo, Esmaeili, and Medrano’s “Border Women Literature & Feminist Cartographies: Experiences and Responsible Approaches to Femicide Data Through Data Science and Digital Humanities” (forthcoming 2025).

For over thirty years, the northern Mexican state of Chihuahua bordering Texas and New Mexico has experienced multiple forms of violence across its rural and urban regions. Communities have been besieged with cartels and gender-based violence, and in Ciudad Juárez, international corporations pay workers less than livable wages. An overwhelming amount of attention has focused on Ciudad Juárez for cases of femicide—that is, the murder of women based on their gender—and scholars have pointed to the early 1990s as a period when these murders gained international recognition. During this time, families of disappeared and murdered women, as well as activists, human rights defenders, journalists, academics, and national and international human rights regimes, clamored over the hundreds of women and girls who disappeared and were never found, or whose remains were located near or within Ciudad Juárez (Monárrez Fragoso, 2009; Fregoso and Bejarano, 2010; Lagarde y de los Ríos, 2010; Driver, 2015; Lozano, 2019). While concentrated attention was given to the femicides at that time, over the years, less focus has been given to the galvanizing efforts of local people to demand responses from authorities to resolve these atrocities (Fernández Quintanilla and Bejarano, forthcoming 2025)

Despite the increased social awareness, local community activism, formation of local organizations and nonprofits, and foreign academic interventions, there is still no satisfactory response from Mexican authorities regarding Mexican femicides or *feminicidios*. Among the notable and progressive changes that have occurred to bring justice to the murdered women and girls is the legal classification of femicide, or *feminicidio*, which was coined and inserted into Mexican legal framework by Marcela Lagarde y de los Ríos and collaborators (Monárrez Fregoso, Rosa-Linda, and Bejarano 2020). The term femicide emerged from Diana Russell and Jill Radford’s *femicide: The Politics of Woman Killing* (1992), which proposed a feminist approach in addressing the disproportionate killing of women by differentiating these murders from general homicides. Although the direct translation of femicide to Spanish is *femicidio*, Lagarde y de los Ríos argued that it was not enough to classify these murders as separate from homicide; thus, she coined *feminicidio*. By naming femicide, *feminicidio*, Lagarde y de los Ríos expanded on the definition of femicide to “name the ensemble of violations of women’s human rights, which contain the crimes against and the disappearances of women” (2020). The term *feminicidio* acknowledges that the killing of women is an institutional and systemic violence, meaning that *feminicidios* occur because of the authorities’ omission, negligence, and/or collusion with the assailants which inhibits women’s access to justice and thereby contributes to impunity.

Feminist activists, digital activists, activist-scholars, and everyday people world-wide are vigorously working to engage in data-keeping mobilizations to document and protest femicides and gender-based violence. These data-keeping resistance movements collect data to contest the intersectional violence that authorities create and foment. Feminist data projects galvanize record-keeping efforts to maintain and even recover data and make visible the extent

of gender-based violence in communities across the Global South and Global North. There are several prominent feminist data projects documenting gender-based violence in existence across the Americas. These projects primarily focus on data that is counting feminicides from specific BIPOC women's groups or regions, and visualizing these crimes through spreadsheets, repositories, and other forms of data visualization such as maps and infographics. Collectively, the data from these projects have served the anti-feminicide movement as tools to counter the erasure or minimization of feminicides that authorities will often claim. Digital projects like *Ellas Tienen Nombre* and *Ecos del Desierto* and archival collections like the Ester Cano Chavez Collection are powerful examples of how civil society organizations, everyday people, and families take the responsibility of collecting this feminist data and doing the work of the authorities. They provide transparency and an unofficial record of data with the use of digital technologies and collaborative practices with professionals in libraries and archival studies, visual studies, geographical information systems, web developers, and other allies. Thus, these types of resources provide a digital record with critical data that impacts the lives of many families and serves as a tool to seek justice (Fernandez Quintanilla and Bejarano, forthcoming 2025)

WHERE DID THE DATA COME FROM? WHO COLLECTED IT?

Dataset Translation & Digitization

A group of undergraduate students at the University of Texas at San Antonio digitized and translated the original feminicide dataset provided by *El Silencio de la Voz Que a Todas Nos Quiembra* as part of the Honor's course, "Border Women Literature & Feminist Cartographies" (Fall 2023) taught by Sylvia Fernández Quintanilla and Paulina Hernández-Trejo. The students are Jasbeth Medrano (Political Science), Carolina Vlaun (English), Judith Ordonez (Film and Media), Alex Sanchez (Computer Science), and Samuel Friedrich (Kinesiology).

Original Dataset Authors

This dataset was included, in part, at the end of the book, *El Silencio Que La Voz De Todas Quiembra*, by Rohry Benitez, Adriana Candia, Patricia Cabrera, Guadalupe de la Mora, Josefina Martínez, Isabel Velázquez, and Ramona Ortiz. The book was created to bring awareness to the severe under-reporting of feminicide, with an emphasis on providing a platform for mothers to tell their daughter's stories. It was published by Ediciones del Azar A.C. in November 1999. There were 1001 copies distributed, and no editions have been published since.

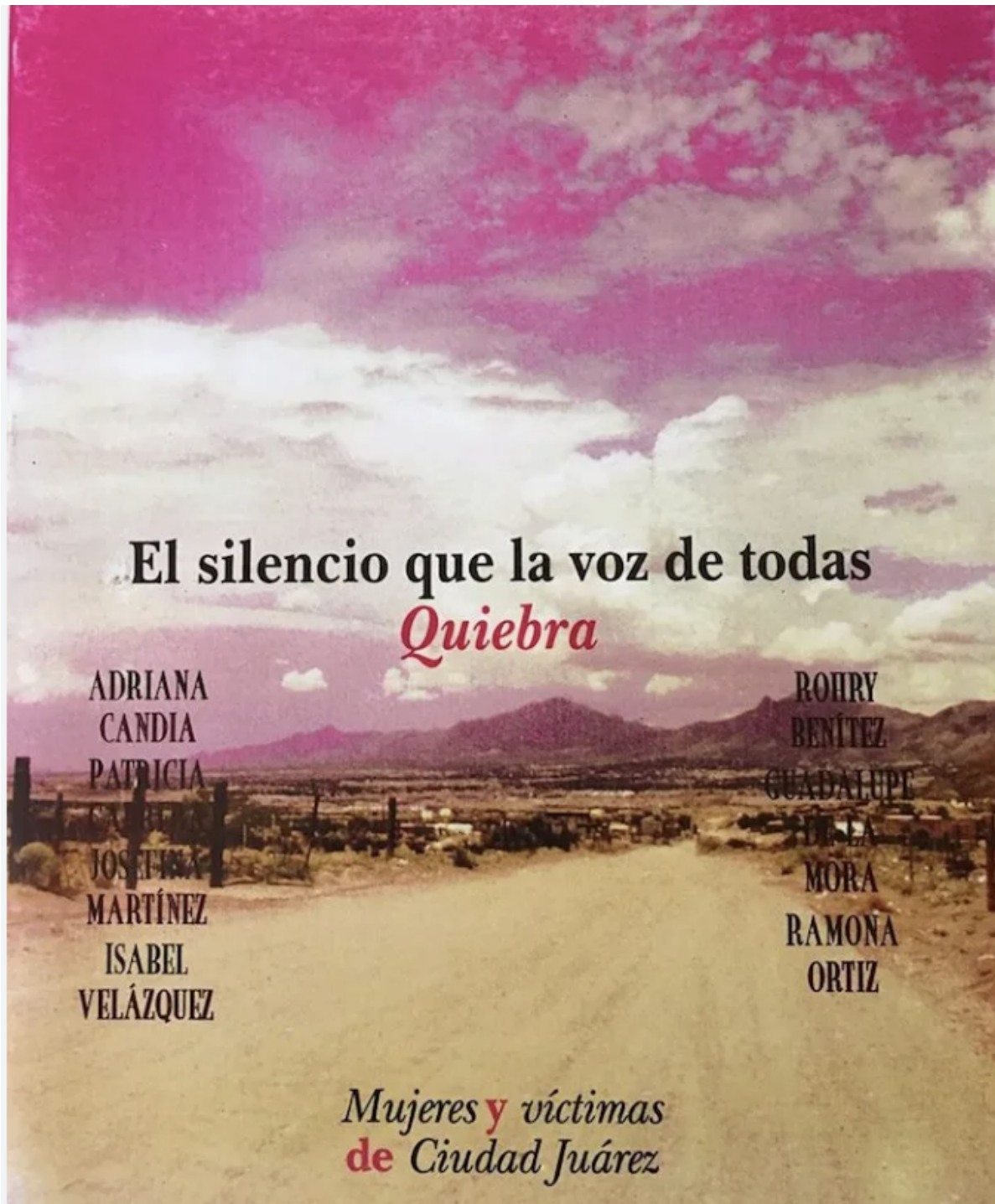


Figure 1: Front page of the book *El silencio que la voz de todas*

At the end of the book, the authors included an image of a spreadsheet with all the cases of femicide they were able to locate. The spreadsheet was very grassroots and needed to fit within a print book format.

1
1993

Expediente	Edad	Nombre	Hallada	Desapareció	Lugar del hallazgo	Características físicas	Datos de su vida	Causa de muerte	Características de muerte: posición, estado	Detalles vestimenta	Presunto(s) responsables(s)	CASO	Datos incongruentes	
1	1780/93-05	16 años	Angélica Luna Villalobos	ene/25/93	ND	Altavista, domicilio particular	1.65m, robusta, blanca, p corto.	ND	Asfixia por estrangulamiento	Círculo equimótico doble en cuello.	Vestida.	Pedro Fernández (esposo)	Turnado	FECHA DEL HALLAZGO
	1780/93-05			ene/13/93		Lote baldío						R		
2	ND	niña	Alma Chavira Faref	ene/23/93	ND	Campestre Virreyes	ND	ND	Estrangulamiento.	Golpeada. Violada por ambas vías.	Suéter cerrado, pantaleta.	ND	ND	
3	ND	20 años	Graciela García	ene/29/93	ND	Colonia Periodista	ND	ND	ND	ND	ND	Amasio	ND	
4	ND	ND	Desconocida	feb/17/93	ND	Calle Oro y Violeta.	ND	ND	Acuchillada.	Golpeada.	ND	ND		
5	ND	13 años	Alejandra Viescas	mar/21/93	ND	ND	ND	ND	Pelea en una ríñ	ND	Pandilla	ND		
6	ND	ND	Luz De la O García	abr/21/93	ND	Calle Guillermo Prieto y Altamirano	ND	ND	Golpes.	Golpeada.	ND	ND		
7	ND	26 años	Elizabeth Ramos	may/08/93	ND	ND	ND	ND	Arma de fuego	ND	ND	Novio	ND	
8	ND	35 años	Desconocida	may/08/93	ND	Cerca de Satélite, camino O. Rubio.	Morena, c obscuro, embarazada de 5 meses.	ND	Estrangulamiento.	Violada.	Pantalón corto, descalza.	ND	ND	
9	9883/93-0604	24 años	Desconocida	may/12/93	ND	Cerro Bola	1.65m, robusta, morena clara, p corto rojizo, o café grandes, r redondo, b chica, n chica achalada.	ND	Asfixia por estrangulamiento.	H seno i, E brazo i, G maxil inf, pom dar, mentón, h buconasal.	Semidesnuda: pantalón, bajado a las rodillas, sandalias, brasier por encima de los senos. Zapatos de tela.	ND		
	9883/93-0604								Violada y acuchillada.				SR	
10	ND	26 años	Virginia Hernández	may/25/93	ND	ND	ND	ND	Acuchillada.	ND	ND	Amasio	ND	
11	11808/93-501	?	Verónica Huitrón Quezada	jun/05/93	jun/1/93	Anapra, basurero	1.68m, delgada, morena, mestiza, p corto, b mediana, n chica ancha, c escasas.	ND	Desangrada, herida en tórax.	Posición fetal, H en tórax.	ND	Gabriel García Ramírez y María Walker Rgz.	SR	Los estudios de ADN siguen hasta la fecha (Oct. 1998) en México.
	11808/93-501								Acuchillada, atada de manos y calcinada.					
12	ND	?	Desconocida	jun/10/93	ND	Pátios de la preparatoria Altavista, camino de terracería, al borde del Río Bravo	ND	ND	Estrangulamiento. Acuchillada.	Violada. Fractura de cráneo.	Semidesnuda.	ND		

Figure 2: Part one of the spreadsheet at the end of the book with total cases and metadata for each case

										de consideración"			
134	ND	23 años	Oiga González López	ago/23/98	ND	Hospital General Ataque en Col. Panfilo Natera.	ND	ND	Heridas arma de fuego, siete balazos.	ND	ND	Abarrotero "El cuco"	ND
135	ND	17 años	Eréndira Ivonne Ponce Hernández	ago/30/98	15 días	Km 29 C. Casas Grandes	p. negro, ondulado, largo.	Trabajaba en el centro.	ND	H cabeza, atada a la espalda. Violada 20 días de muerte.	Semidesnuda: vestido, pantaleta hasta las rodillas.	ND	ND
136	ND	23 años	Rocio Barraza Gallegos	sep/19/98		Estacionamiento	ND	Trabajaba en bar, tenía dos hijos.	Herida de arma de fuego en la nuca.	ND	ND	Pedro Alejandro Valles Chaires, PJE, asignado al departamento de Delitos Sexuales en Ciudad Juárez.	ND
137	ND	25 años	Desconocida	oct/4/98		Basurero Col Panfilo Natera.	1.60 m, c regular, blanca, p. largo rojizo teñido, uñas de los pies pintadas de café.	Trabajaba en bar.	Golpe en cabeza.	Huellas de neumáticos en pierna y hombro l, rostro deformado por golpes, quemaduras, acite en gluteos, piernas pecho y abdomen, E y HM en todo el cuerpo, mordida en antebrazo, azotada, hemorragia vaginal. Horas de muerte.	Desnuda. Encontraron: falda.	Su novio y alguien mas.	

Figure 3: Part two of the spreadsheet at the end of the book with total cases and metadata for each case

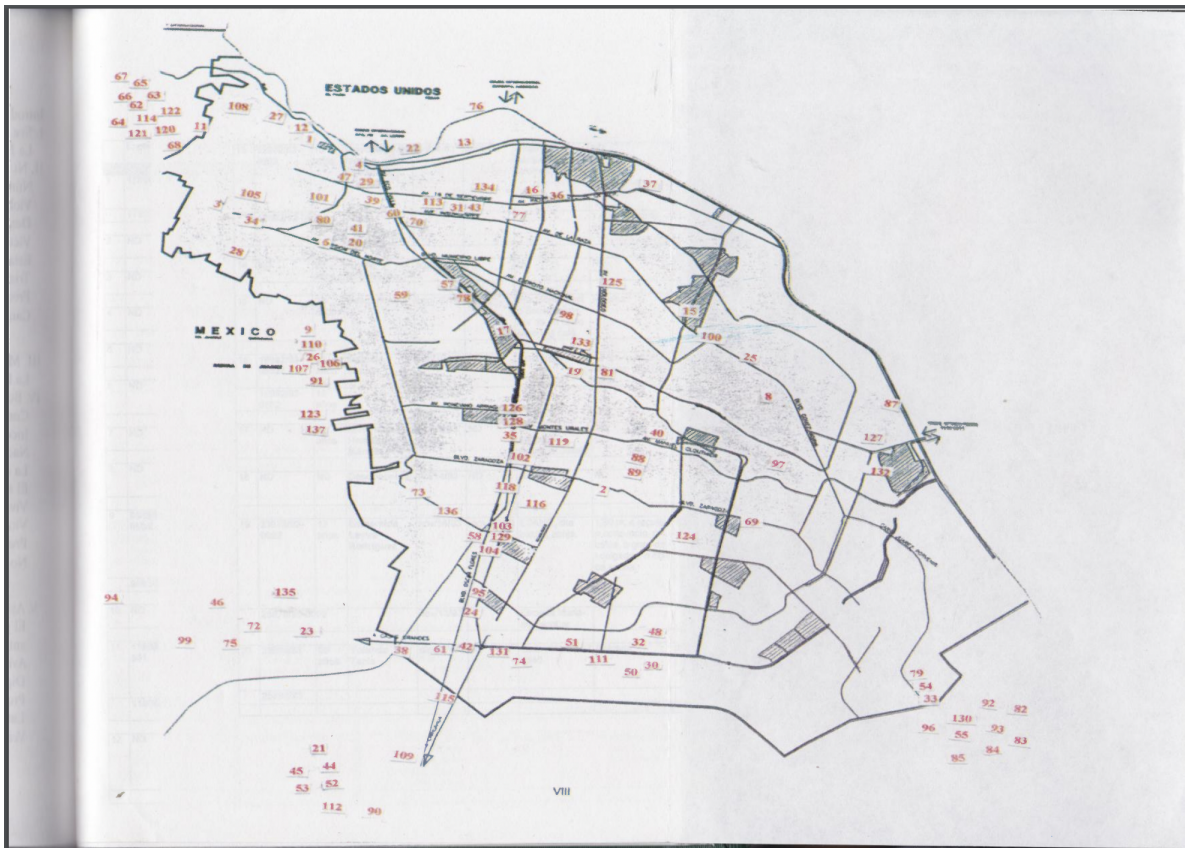


Figure 4: Map created by authors mapping all the cases included in the spreadsheet

The spreadsheet is only accessible through this book, making it hard for others to study this data or advance this cause. Though there is a scanned version of the book circulating on the internet, the spreadsheet featured in the book is not complete. Additionally, the printed book is not on sale anymore, and it requires a special process to request the book from libraries that have a copy.

El Silencio intentionally humanizes the women and girls in the dataset through testimonios of their mothers and family members. According to its introductory chapter, *El Silencio*'s larger objective was not just the contribution of the dataset, but rather an intimate encounter between the testimonies of the victims' mothers and the dataset.

This book does not feature any of the perpetrators or suspects, aligning with its objective of highlighting the lives, not the deaths, of these women and girls. Thus, *El Silencio* highlights the lives of Erendira, Sagrario, Olga Alicia, Elizabeth, Adriana, Silvia Elena, and Argelia in detail in between the chapters discussing the creation of the dataset. As the authors reiterate, Ciudad Juárez "should be remembered not only for its feminicides, but also for its women who live a common life, perhaps like our own, one like your mother, your sister or your daughter...the victims should never be considered 'the problem' or stigmatized for their deaths; the silence, self-censorship, complicity, and negligence are what should outrage and shame us" (Benítez et al. 1999, 6).

WHY WAS THE DATA COLLECTED? HOW IS THE DATA USED?

Originally the data was collected due to the lack of response from Mexican authorities and the United States government, and their failure to take seriously the cases of missing and murdered women in Cd. Juárez, Chihuahua and its surrounding area. Faced with this silence, the mothers and family members of victims, as well as activists, human rights defenders, and others, worked individually and collectively to learn ways to gather information to fight for justice and policy changes, and to work on different cases that have not yet been solved.

The original spreadsheet in *El Silencio* was created by the authors of the book, who were writers and journalists working for local newspapers (*El Diario* and *El Norte*) in Cd. Juárez. They started to collect data related to missing and murdered women since 1990 through newspaper reports and government reports, corroborating with some of the mothers and family members through their testimonios. This spreadsheet was one of the first kinds of data that accounted for the feminicides in Cd. Juárez and its surrounding area in the early 1990s when these cases started to gain national and international attention. This data has been used for legal cases and for further investigation of the cases documented, as well as for other activists and scholars to continue advocating for justice in physical and digital spaces through initiatives that keep track of this counterdata [dignazio_counting_2024]. Some examples are:

1. Accountant and founder of Casa Amiga, Esther Chavez Cano, who collected all the newspapers and documents of cases of feminicides. Part of the collection was donated to [Special Collection in New Mexico State University](#); the rest is in Casa Amiga.

2. Activist and professor Julia Monarrez, author of *Trama de una Injusticia: Femicidio Sexual Sistémico en Ciudad Juárez*, who has been working on a database with detailed information of cases in the 90s and more recently.
3. Activist Ivonne Ramirez, creator of *Ellas Tienen Nombre*, who worked on a database of feminicides from 1993 to the present and visualized them in a digital map.

For the “Border Women and Feminist Cartography” (Fall 2023) course, the printed spreadsheet of *El Silencio* was chosen to be translated into English and digitized with additional information found in the digital record to enable a larger audience to have access to this data. There is a need to update materials created in earlier era in order to advance the processing and accessibility of previous data work.

WHAT’S IN THE DATA?

The data includes a chronology of the cases of missing and murdered women in Cd. Juarez from 1993 to 1998. In English and Spanish, each dataset contains specific details of each case (137 in total) including:

- Expediente (Case number)
- Edad (Age)
- Nombre (Name)
- Hallada (Date found)
- Desapareció (Details of disappearance)
- Lugar de Hallazgo (Place found)
- Características Físicas (Physical characteristics)
- Datos de su Vida (Facts About the Victim’s Life)
- Causa de Muerte (Cause of death)
- Características de muerte: posición, Estado (Characteristics of Death: position, state)
- Detalles Vestimenta (Clothing details)
- Presunto(s), responsable(s) (Potential attackers)
- Caso (Case)
- Datos Incongruentes (Incongruencies)
- Artículos (Articles)
- Fotos (Photos)
- Notas (Notes)

HOW WAS THE DATA COLLECTED?

The original data was collected through research in newspapers reporting the cases, testimonios with the mothers and family members, and through authorities’ reports and other legal documents. By consulting with and researching various sources, Rohry Benitez, Adriana Candia,

Patricia Cabrera, Guadalupe de la Mora, Josefina Martínez, Isabel Velázquez, and Ramona Ortiz (S Taller de Narrativa de Ciudad Juárez) compiled the data of each case together.

Students included additional data collected through web research related to news reports about the cases published locally and internationally. Students also produced English translations with an eye toward choosing words that best represent the meanings in Spanish; a consideration of terminology used by activists and those involved in the movement; and an effort to avoid the dehumanization of these women. Relatedly, any image or article on the internet that reinforced the interpretation of these cases as death bodies, pieces of body or disposable bodies was not included. Thus, the process of making this dataset into a digital and bilingual format followed previous research and observations from feminist scholars and human rights defenders to use ethical and responsible practices when working with data related to gender violence and feminicides across geopolitical, digital and linguistic borders.

Jasbeth Medrano, the student leader overseeing the digitization and translation of the dataset, elaborated on some of the translation choices that they made: > We...wanted to translate the information from Spanish to English to ensure we could reach a larger audience. Each of these parts required a particular level of care and ethics, especially when translating. For example, there were certain abbreviations in the original dataset that my group assumed for the purpose of transcribing (i.e., my group assumed that “p. Negro” was referring to “pelo negro”, which we translated as “black hair”). We were also careful to not translate geographical locations, such as street names, because translating these points would result in inaccurate information (i.e. choosing to keep “Calle Oro” vs. “Gold Street”) (Hernández-Trejo, Esmaeili, and Medrano, forthcoming 2025).

WHAT DATA IS MISSING? HOW IS UNCERTAINTY HANDLED?

In the original spreadsheet, there is missing and non-identified data in the cases due to how the cases were handled by authorities where intersectional data violence was present by those in charge of the cases (Fernández Quintanilla and Bejarano, forthcoming 2025). Nevertheless, the authors of this spreadsheet made plenty of efforts to include the most accurate and humanized data from each case, especially by bringing to their methodology the testimonios of the mother and other family members.

While creating the digitized and translated dataset, the students realized that most of these cases are not documented on the internet or in the digital record. The only ones that are present from the early 1990s are the ones that became internationally known, and for these cases, there are some news reports that still circulate. They realized that the cases of femicide that are more present on the web are cases that are more recent and that have been the focus of digital activism and awareness-raising, often through hashtags and posts.

Future Directions

There are many ways that this dataset can be and should be expanded upon. We encourage further inquiry using this translated and digitized dataset for future projects related to transnational feminism, decolonial methodologies, and researching examples of grassroots counterdata. Some of the possible further explorations include using machine learning to find more information on the cases with missing data, which would further center the victims' lives versus her cause of death. Information could include her achievements, her work, and her everyday life as a woman.

Additionally, these types of courses are very urgent and necessary in higher education as it prepares students to foster caring, ethical and responsible practices using, analyzing and designing technologies using data of violence issues that the world has been facing throughout centuries. In this course, we noticed that much of the sources were counterdata of gender violence and femicides still exist in analog formats or in public spaces showing the need to foster solidarity initiatives that can work to digitize, digitally process, preserve and have accessibility protocols towards newspapers, letters, documents, photographs, artifacts, testimonios that hold a very valuable memory. Similarly, it is crucial to keep advocating for multilingual and translingual digital humanities and integrate materials and sources from different parts of the world in order to move out of the comfort zone and expose students to realistic research scenarios where data is multilingual (not just in English) and not easily accessible/legible.

References

Benítez, Rohry, Adriana Candia, Patricia Cabrera, Guadalupe de la Mora, Josefina Martínez, Isabel Velázquez, Ramona Ortiz, and S Taller de Narrativa de Ciudad Juárez, eds. 1999. *El Silencio Que La Voz de Todas Quiere: Mujeres y Víctimas de Ciudad Juárez*. 1a ed. Chihuahua, México: Ediciones del AZAR.

The Course

“Border Women Literature and Feminist Cartography”

Designed and taught by Sylvia Fernández and Paulina Hernandez Trejo

Course students (2023): Jessica Corona, Johanna León, Aislinn Reichle, Sara Mosher, Jasbeth Medrano, Judith Ordonez, Carolina Vlaun, Alex Sanchez, Samuel Hille, Genesis Esquilin (Leader), Layla Smith, Kiri Avelar, Paris Cantu, Nicolas Rodriguez, Madee Puente-Bonilla, Julian Dehoyos, Jada Thomas, Lily Morrill, Jared Pond, Emily Malloy, Erin Garza, Joshua Scott, Ambonnay Rodriguez, Nilou Esmaeili, Jairo Samuda, Kai Pheonix, Anastasia Blanco, & Branden Jackson

In Fall 2023, with the support of a “Responsible Computing Challenge” award from the Mozilla Foundation and its partners, Sylvia Fernández and Paulina Hernandez Trejo revised the undergraduate course, “Border Women Literature and Feminist Cartography,” offering it to students from Data Science, History, English, Political Science, Spanish and Film and Media Studies in the Honor’s College and the College of Liberal and Fine Arts at the University of Texas at San Antonio.

The course was offered as a special topic, as well as interdisciplinary, collaborative and experiment-driven, where students explore and critically analyze a selected group of border women’s literary texts, archival material, oral histories, digital projects with datasets and databases of counterdata (D’Ignazio 2024) that addressed gender-based and related violence and feminicides at the US-Mexico border and other parts of the world. Through a close and distant reading analysis students enhance in the development of multilingual humanities datasets to explore a series of thematical feminist cartographies through transnational, intersectional, antiracist, geographical and historical frameworks. Additionally, students explore various methods and digital tools and software with public datasets to convert these excerpts into a series of informative critical data visualizations.

Throughout the course, relevant social, historical, cultural readings, digital material, visual aids, interviews and workshops with writers, critics, activists, project creators and data specialists were included to help students in their comprehension of the distinct and complex approaches and perspectives of humanities data in relationship with gender violence, transnational border issues and human rights. Overall, students engage in ethical and responsible ways of thinking and producing at the intersection of feminist studies, literary analysis, digital mapping and data science.

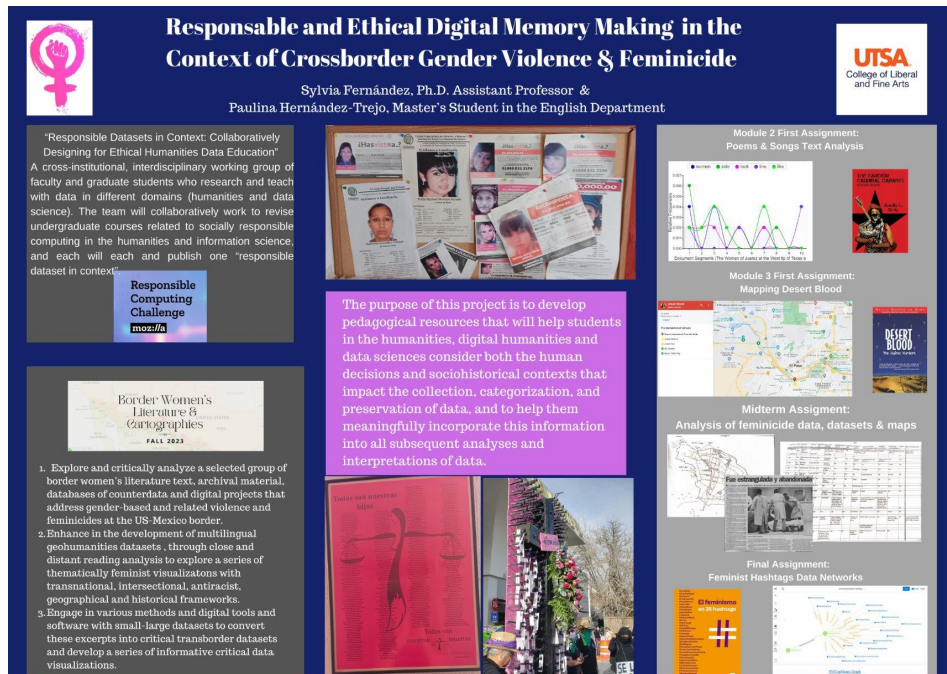


Figure 5: Poster presented by the course instructors at the Academic Data Science Alliance on October 24-27, 2023 at the University of Texas at San Antonio's Data Science School.

COURSE ACTIVITIES OVERVIEW

The course was divided into five modules and the final module. In every module the students had the opportunity to engage in different forms of collecting, analyzing and disseminating data from different sources, with various digital tools and through multiple scenarios.

****Module #1 Introduction to main concepts**

Heridas abiertas a Mapeando nuestras identidades: Intersectionality, border identities, feminist and mapping practices.

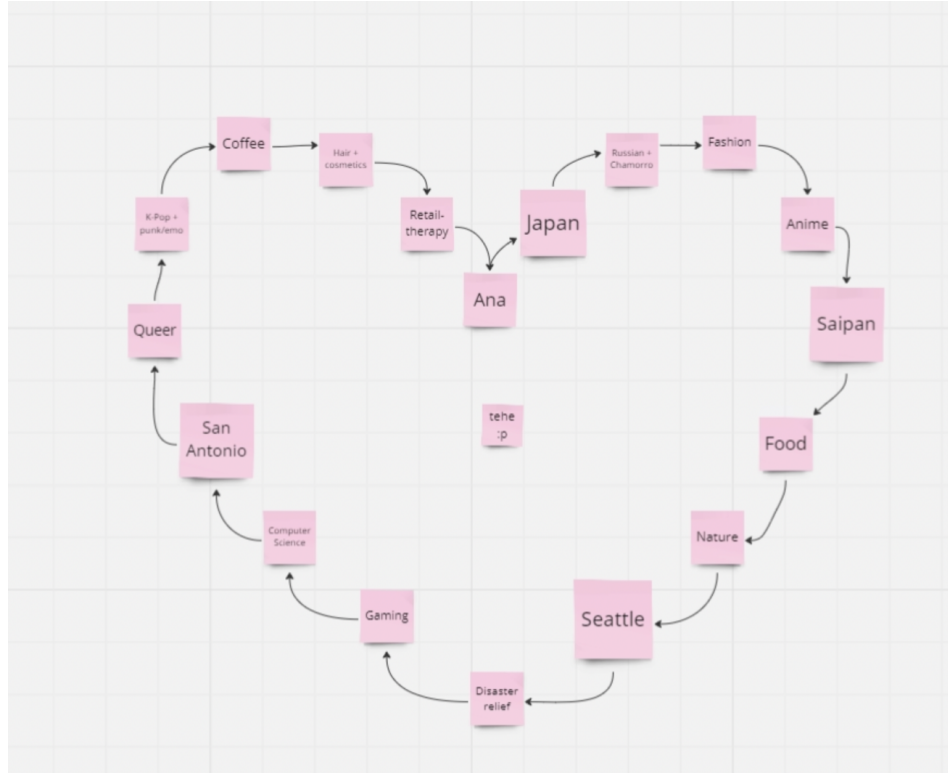


Figure 6: Identity and Intersectionality visualization using Miro

Anastasia Sasha Krouk Blanco (*She/Her*) ⋮
 Sep 4, 2023 9:36pm

1. It felt very nostalgic digging into my past and seeing how much my environment throughout life has influenced my interests and made me who I am as a person today!
2. I wanted to make myself feel more familiar with Miro so I decided to go with Miro and stick to the sticky note format. I wanted to add my own flair though and make a little heart out of the sticky notes haha.
3. This map kind of represents who I am as a person and further explains how location, environment, and people heavily influenced my way of living.

[Ana map. Online Whiteboard for Visual Collaboration.webm](#)

Figure 7: Example of identity and intersectionality visualization using Miro, created by Anastasia Sasha Krouk Blanco

Module #2: Text Analysis

Text Analysis à Female Identity Representations in Poetry & Newspapers: Introduction to text analysis and text mining with poems, songs and newspapers through a historical gender representation, cultural gender roles and gender violence lens.

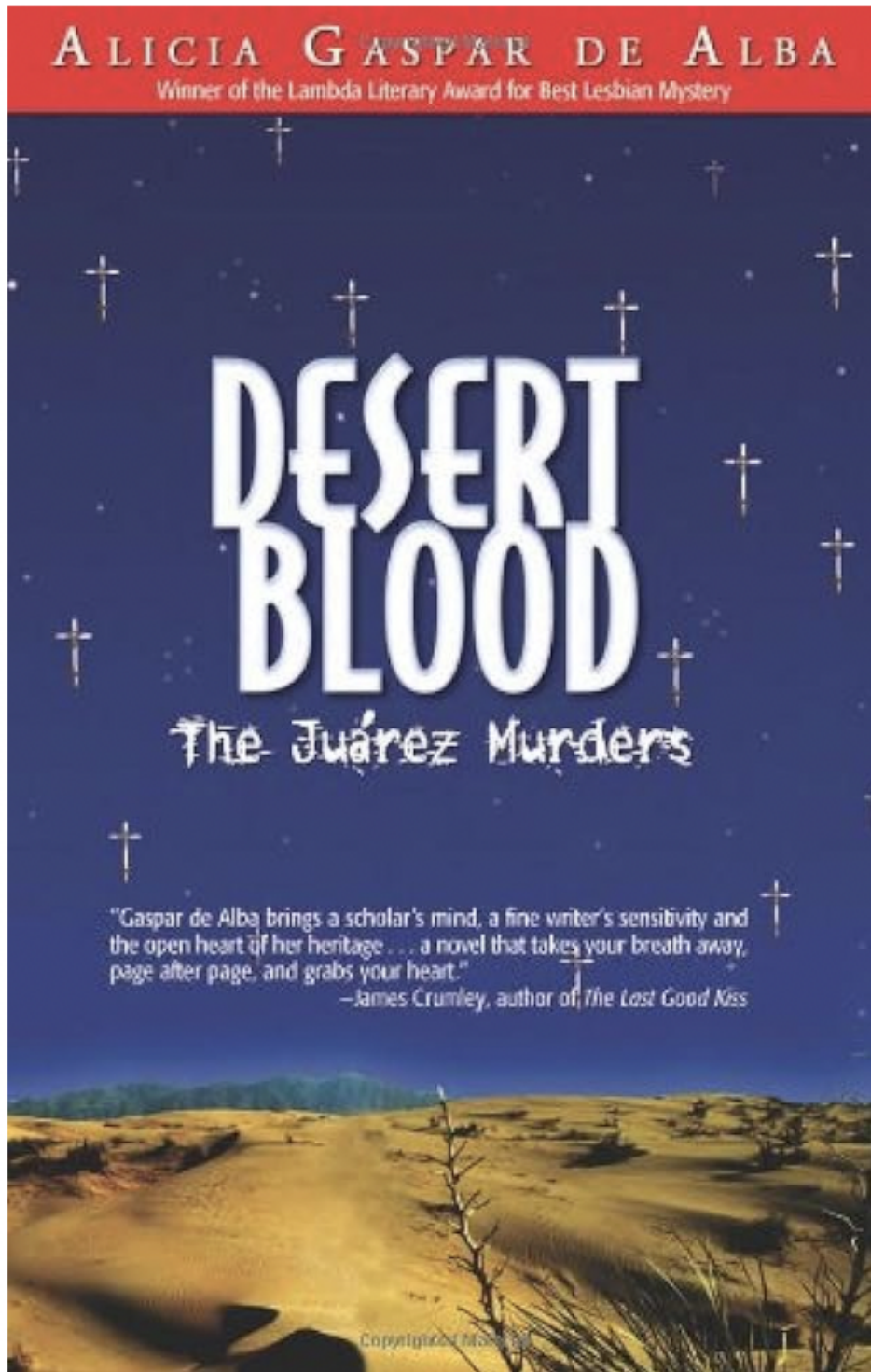


Figure 9: Desert Blood by Alicia Gaspar de Alba book cover



Figure 10: Señorita Extraviada (Missing Young Woman) documentary cover

Carolina Y Vlaun

Oct 2, 2023 11:52pm Last reply Oct 3, 2023 1am

This book warranted every single trigger warning it was prefaced with because it's not only prepared the reader for what they were going to read but it also emphasizes the intensity of the situation with which women in Juarez are facing. Their suffering is not something we should turn away from. So from my map I chose places associated with death. The reason I chose this was because of how deeply impacted I was by the very first chapter of this book. Our author does not mince her words, nor does she allow us to hide behind pretty metaphors that could paint the picture just as easily as her giving graphic details about what is happening. Instead, she forces us to face the reality of the situation when I looked at the pictures of some of the sites that I picked for my map I was very ashamed because while I know what has happened there, we are so far removed from it that the sadness most have linked to those locations little than a flinch in the back of the mind. Seeing the places in both the documentary and in photos reinforces the fact that while this story is a work of fiction what is happening is very real the femicide happening around the border goes unnoticed and excused because we do not understand the depth of the operation, in class we discussed who was involved with the cover up of these situations. It's not random people that do this it's people we know, people that are supposed to protect us, people supposed to trust. For the people of Juarez and El Paso the places on my map have been passed regularly as they go about their day to day lives for a lot of them it serves as an unending reminder of their reality and the danger that they face just by being Hispanic and female.

Figure 11: Carolina Y. Vlaun giving thoughts and further context into the book *Desert Blood* by Alicia Gaspar de Alba

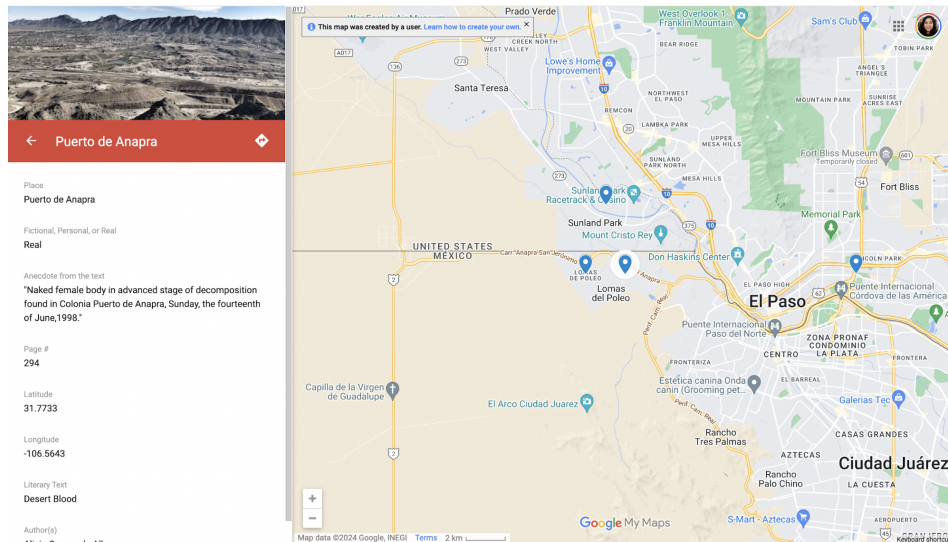
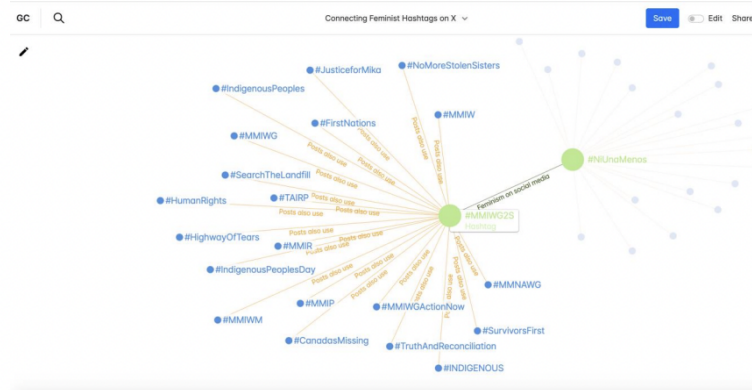


Figure 12: Example of a novel analyzed and visualized using Google My Maps, created by Carolina Y. Vlaun

****Module #4 Memory Data Work**

Memory Data Work à Transnational Public and Digital Activism Against Femicide/Femicidio: Introduction to web scraping of hashtags in social media and public and digital activism analysis to generate data networks.

Connecting Feminist Hashtags on X.



[#MMIWG2S Graph](#)

My process for creating this data network began when I wanted to map the hashtag #MMIWG2S across X. More specifically, I wanted to see what other hashtags are used in association with #MMIWG2S. I gathered my data by inserting #MMIWG2S in the X search bar and looking at the most recent posts. I chose the most recent posts because that gives me a chronological view of how the posts have evolved over time. I chose the specific data in this

Ordonez 2

graph by looking at the other hashtags in posts that contained #MMIWG2S. But rather than taking the first hashtags I saw, I wanted to make sure the hashtags I selected had a strong association with #MMIWG2S, so after I saw a hashtag in the same post as #MMIWG2S I went to the search bar and typed in #MMIWG2S and, for example, #NoMoreStolenSisters and searched that. If those hashtags were used together in at least 10 other posts then I considered them to have a strong connection and selected that hashtag as data.

Figure 13: Example of a corpus of hashtags analyzed and visualized using GraphCommons, created by Judith Ordoñez.

Module #5: Decolonizing Practices

Decolonizing Practices à Identifying and Visualizing Contextualized Data

Each student proposed a feminist cartography and presented the methodology and a pilot dataset that could be integrated to GIS or Storymap and visualize into a digital map.

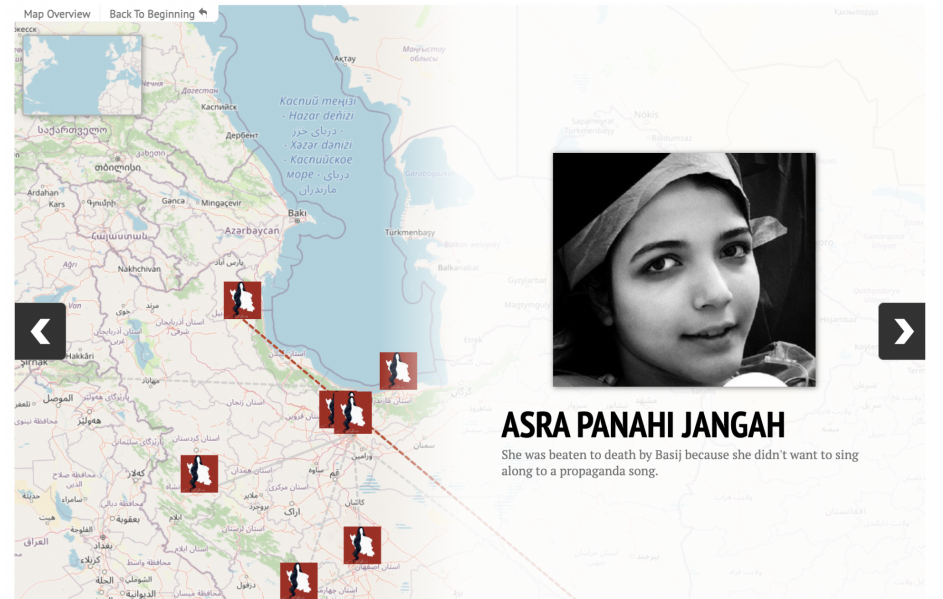


Figure 14: Map visualization of a feminist counter dataset

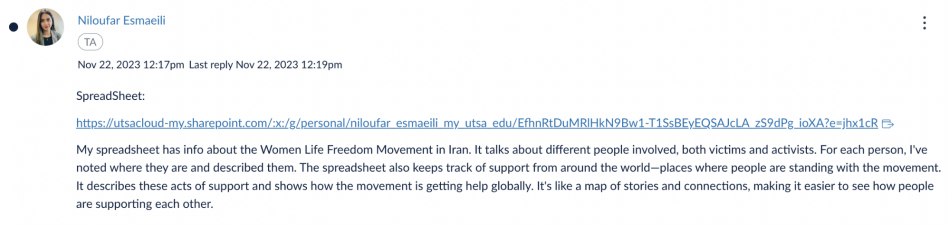


Figure 15: Example of a feminist counter dataset, collected from social media and visualized in a digital map using StoryMaps, created by Niloufar Esmaili.

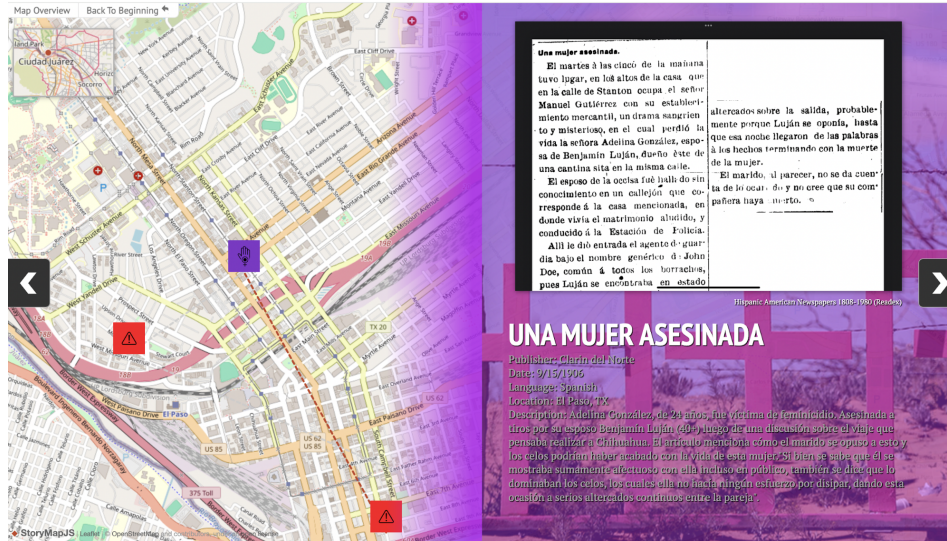


Figure 16: Map visualization of a feminist counter dataset showing where murder happened, who it was, and the newspaper talking about the murder

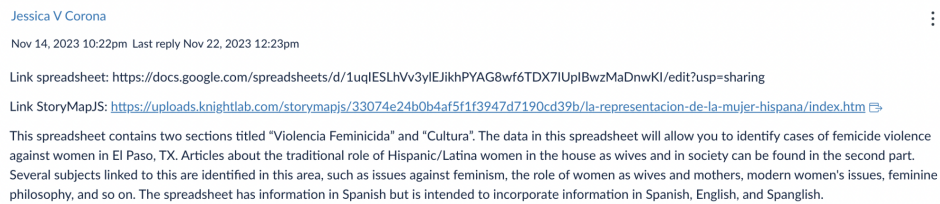


Figure 17: Example of a feminist counter dataset, collected from archival sources and visualized in a digital map using StoryMaps , created by Jessica Corona

Data Curation Final Projects

In the *Final Module*—>*Atando cabos*, students were divided into six teams and were assigned to create a responsible dataset in context under a particular theme discussed in this course. Every team was tasked with a different form of approaching data, thus deciding on a methodology that will work best under the scenario they faced. Throughout this process they encountered several challenges that exposed them work with missing, uncontextualized, wrong data, data in other languages than English, the digital divide, the pre-digital age, lack of information in the digital cultural record, and the need to do field work or work closely with individuals, community members or organizations involved. Additionally, they had great observations of future work that can be done with these datasets or to make this data more

accessible in other platforms to better serve those who are advocating for justice in the public and political level, as well as to expand the research on this data of counting feminicides and human rights movements.

- **Dataset #1:** *Tracing Feminicides in El Paso, Texas Using the Hispanic-American Newspaper Newsbank-Reader Collection*
 - **Team:** Jessica Corona (Leader), Johanna León, Aislinn Reichle, & Sara Mosher
 - **Project Link**
 - **Dataset description:** Since the beginning of society in the United States, stereotypes and representations of women have been created to oppress them. Among the most deeply rooted stereotypes in North American society about Latina women, we find those that have been most widely spread in newspaper sections: sections for the home where the differences between men and women are discussed, the praise of short hair as this represents a form of evolution to women but for society it removes a woman's femininity etc. Sexist language within culture, customs and linguistic heritage means that we do not use language correctly and when we talk about gender equality, sexist language refers to those expressions that denigrate people because of their sex and regarding a series of attributes or functions within society, causing one gender to be positioned above the other. Therefore, sexist language is understood to be language that discriminates, above all, against women. This dataset organizes the data surrounding feminicide violence, language through culture, and feminism from the Hispanic American Newspapers in El Paso, Texas from 1900-1980. Making a counter database of what is happening in the US is important because creating work like this will allow us to understand and inform that gender violence is not only the death in the Mexican side of the border but also the way that women are forced to behave or their roles in patriarchal society across borders. Collecting this data into dataset, allows for this information to become more accessible to a broader audience, and can be influential in the work of other students, scholars, activists, community, etc. Bringing awareness to how long gender violence has been occurring, specifically in El Paso, can show patterns and changes in how both feminicide is discussed, as well as how women are generally portrayed and spoken about in the media. It is important that this data is collected and made known of, to better understand the role that publications and news sources play in perpetuating gender violence through the way that they handle discussing these topics.
 - **Dataset dissemination:** mapping, timeline, text analysis, digital exhibits, policy making
- **Dataset #2:** *Digital and Translated Version of “El Silencio De La Voz Que a Todos Nos Quiebra Feminicidio” Printed Spreadsheet*
 - **Team:** Jasbeth Medrano (Leader), Judith Ordonez, Carolina Vlaun, Alex Sanchez, & Samuel Hille

- [Project Link](#)
- **Dataset Description:** As part of our assigned reading material, our class read “El Silencio Que La Voz De Todas Quiebra” by Rohry Benitez, Adriana Candia, Patricia Cabrera, Guadalupe de la Mora, Josefina Martínez, Isabel Velázquez, and Ramona Ortiz. This book was created to bring awareness to the severe under-reporting of femicide, with an emphasis of providing a platform for mothers to tell their daughter’s stories. This book wanted to humanize the cases of these victims due to the lack of emotion spreadsheets tend to convey. With this purpose in mind, our group decided to model our project with humanization at the forefront. At the end of the book, the authors provided a spreadsheet of all the cases they were able to locate. The spreadsheet was very grassroots and needed to fit the book page format. Additionally, it was only accessible through this book, ultimately making it very hard to obtain for any other people looking to advance this cause. Therefore, this group took on transcribing all cases on the spreadsheet onto an Excel sheet that could be accessible to anyone. We also translated this material from Spanish to English to ensure that people could read this data. However, apart from accessibility, we wanted to provide the contribution of finding articles and pictures of the mentioned victims to highlight the person rather than the details of the case. Though it was tough to find information on all the women, we found a couple links that have been included in the dataset.
- **Dataset dissemination:** visualizations, mapping, and policy-making
- **Dataset #3:** [Geotestimonios Literary Dataset \(Woman Hollering Creek by Sandra Cisneros and Stories of Survival by Alicia Gaspar de Alba\)](#).
 - Team: Genesis Esquilin (Leader), Layla Smith, Kiri Avelar, & Paris Cantu
 - [Project Link](#)
 - **Dataset Description:** The project’s purpose is to collect data of two stories and structure it in a spreadsheet. The two stories assigned to work on were *Woman Hollering Creek* (1991) by Sandra Cisneros and *The Mystery of Survival and Other Stories* (1993) by Alicia Gaspar de Alba. These two literary texts contain a collection of short stories, so the group was assigned to work on specific short stories books and find the locations mentioned in them. In the Excel spread sheet there are two data sets; one that shows the locations mentioned in stories from *Woman Hollering Creek* and one that shows the locations that were mentioned in *The Mystery of Survival*. Since there were four of us, we split into two between the two stories and decided which stories we were going to cover. The purpose for these is to map the journey’s, each one painting different narratives of these individual women’s lives. In addition to collecting and organizing data from *Woman Hollering Creek* and *The Mystery of Survival*, the overarching purpose of our project extends beyond just the collection and compilation of the locations mentioned in the stories. To make these locations specific, the locations mentioned were checked if they were either real, fiction, or personal to the storyteller. For each entry it was added in the line the

location mentioned as well as the page number the line is from in the book, and the longitude and latitude coordinates if the location mentioned is real. Some notes were added on a few locations to make the audience know a bit more about the location or for them to have context on what the location means. Finally, some links were included with an image of what the real-life location looks like. Since most of the locations are either fictional or personal, they don't have longitude and latitude coordinates tie with them. This was an important discussion within the team since one of the objectives was to create a comprehensive and visually engaging map that captures the journeys of the characters within these narratives. This dataset was the beginning steps as we encountered how to map data when we do not have exact coordinates. For instance, by pinpointing the specific locations referenced in each story, the project aims to provide a physical representation of the characters' experiences, offering insights into the cultural and geographical contexts that shape their lives. This mapping project not only enhances our understanding of the individual stories but also allows for a broader exploration of the interconnected themes and shared elements between *Woman Hollering Creek* and *The Mystery of Survival* as both women authors are Latinas from Texas with a border identity reclaimed by both. Ultimately, the project seeks to offer a perspective on the diverse narratives within these two books, emphasizing the importance of women geographies, spaces of violence, and mapping the journey the women narrated in literature go through.

- **Dataset dissemination:** mapping, literary analysis, spatial analysis, city planning

- **Dataset #4: *Films of Femicide and/or Gender Violence Around the World***

- **Team:** Nicolas Rodriguez (Leader), Madee Puente-Bonilla, Julian Dehoyos, Jada Thomas, & Lily Morrill

- **Project Link**

- **Dataset Description:** In the beginning of our dataset project, we wanted to focus on showcasing the wide range of films that showcase either the gratuitous violence toward women or show the mentality of how women would be treated in that era, we found more films to showcase in our project than expected. Though we are still predominantly shining our light on women and gender-based violence, we found other marginalized communities that can have their messages shared. Films like *Killers of the Flower Moon* showcase violence based on the Osage community and other similar native American communities, and *Milk* which shows an openly gay politician fighting to break out of the glass ceiling. These films, though show different variations and levels of violence, intersectionality of present, it shows the trials these marginalized communities have faced. While engaged in the data collection and analysis we wanted to highlight these stories as well as leave it strictly to gender-based violence toward women. At the end, the dataset evolved and can be defined into four main takeaways/themes: personification of violence, definitions of violence, representation of genre, and missing stories. The first takeaway was the personification of violence; breaking this down into the on-screen, almost jarring reality of the possible glorification, stylization, and informative analysis of violence

on screen. Our team felt that many of the films listed on the dataset could be argued and grouped into any one of the said narratives. This allows the audience to further their own definitions of gender violence in film. This does lead to the next takeaway, definitions. Throughout the construction of the dataset, we noticed a common theme with films depicting gender violence and/or having a main plot point be that of gendered violence. Many of the films listed are defined and categorized as “romances”. Films like *Urban Cowboy*, *I, Tonya*, and *Lolita* are all defined as romances; all these films depict graphic scenes of abuse, both physical and mental. Our question as a group is how does depicting and defining this film impact viewers? Are they glorifying? Are they stylizing? Are they informing? Our third takeaway was the cross-representation of genre. The dataset is broad - it includes films, biopics, documentaries, docuseries, horror, historical dramas, science fiction, and many more. We discovered that genre can be a visual but also narrative aid and representation with overall thematic analysis in relation to a film. Many of the films that we listed focused on and outlined meaningful, non-voyeuristic representational work on the issue of violence against women. All the films, across genres, in most ways, were symbolic of violating the heteronormative values of women and other marginalized groups in media; all following the steppingstones of action, resistance, and retribution. The last takeaway was the missing stories that we, as a group, found that were absent after completing the dataset. Again, it is a broad dataset, but there are still not enough individual, personal stories being represented. Many of our films fall under two categories: white, cis-female representation and wide-releases in English-speaking countries. There is a gap in our data that we must be aware of for the future of the dataset. The stories these films captured span from 1918 to the present, but there are still missing stories, missing people who need to be heard through the media of film.

- **Dataset dissemination:** app, visualizations, image analysis, digital repository and digital exhibit
- **Dataset #5: *Books and Articles from Mexico and the U.S. Related to Femicide and Gender Violence***
 - **Team:** Jared Pond (Leader), Emily Malloy (Leader), Erin Garza, Joshua Scott, & Ambonnay Rodriguez
 - **Project Link**
 - **Dataset Description:** This dataset project was to call attention to femicide and gender violence in scholarly literature. We wanted to show that these women are remembered and were failed by their society and protectors. To make people uncomfortable enough to understand the seriousness of this topic, and to show that there are people keeping track and those who care. Our dataset tracks information on pieces of scholarly literature primarily from the U.S. and Mexico that relate to femicide and gender violence. This dataset can be used to compare the types of literature and how it is represented across different publishing houses and countries. And the noticeable absence of information from publishing houses in Mexico. Some

of our findings include the trait of Chicano, Hispanic, and Mexican authors publishing in areas other than Mexico, leading to the question of how much, and how hard the government and society itself tries to hide this violence. For example, some of the first books touching on these topics like *El Silencio Que La Voz De Todas Quiembra* or *Cosecha de Mujeres* had trouble finding a publisher and had even issues with some editors in charge. Our limitations included: authors not being on the internet, authors being hidden by other authors' articles by other interpretations, and not being able to fully investigate and read every single piece of literature we listed. We also understand that we did not incorporate as many essays, articles, and books as there are in other databases as well. The next step for this project is to keep expanding on these works in any way possible. Those who work on this dataset may be able to make more connections between the data than we were able to see as their background knowledge is different than ours; or maybe even more resources than we do. We also recognize that we are missing data and possibly have inaccuracies, but it's clear that femicide has become more apparent globally and is something that nobody should be quiet about.

- **Dataset #6: *Murals and Public Monuments Related to Femicide and Gender Violence***
 - **Team:** Nilou Esmaeili (Leader), Jairo Samuda, Kai Pheonix, Anastasia Blanco, & Branden Jackson
 - **Project Link**
 - **Dataset Description:** For this final dataset project, as a group we scavenged data pertaining to murals and monuments placed throughout Ciudad Juarez, Mexico, other various cities throughout Mexico, and internationally. The purpose of this dataset is to hopefully bring awareness to how frequently gender-based violence occurs especially in hotspots such as areas around the US-Mexican border, throughout Mexican cities, other countries of more conservative nature, more populated countries, etc... The list can go on, but the point is, that gender-based violence happens worldwide every day whether we witness it or not. Most of the data sources were from social media sites such as Instagram and X (Twitter). We encountered that when scrolling through these applications, there are a lot of bots, inappropriate content, threats, and unrelated posts. It was frustrating because social media is a good source to pull current information and data from, but navigating was annoying. Originally, our purpose would've been to create a program (code) to help the team members easily navigate and pick out the data needed throughout the loads of data and posts we go through on articles and social media sites. Unfortunately, it requires more advanced coding skills to create this program because it utilizes AI databases and even creating databases for the AI coding working with this data requires field work to process this data. Student comment: "I encounter having to interact with data in a way I have not even begun learning nor brushed up on in any of my classes. For reasons such as that, I scrapped my program completely and just manually mined data for our project. It would've been a nice way to make it

- easier for not only me and my groupmates, but my other classmates to use.”
- **Dataset dissemination:** mapping, image analysis, digital and 3D exhibits, virtual reality

Explore All the Datasets

Explore All Datasets

This page includes all the datasets that were created by students in “Border Women Literature & Feminist Cartographies” (Fall 2023) at the University of Texas at San Antonio. Descriptions and authors of each dataset are included below.

```

//| echo: false
import {viewof alldataSummaryView, viewof alltwobuttons, viewof alldataSet, alltableContainer}

```

```

//|echo: false
viewof alldataSet

```

```

//|echo: false
viewof alldatasetHeader
alltableContainer

```

```

//|echo: false
viewof alltwobuttons

```

```

// |echo: false
// |output: false
alltable
html`<link href='https://unpkg.com/tabulator-tables@5.3.1/dist/css/tabulator.min.css' rel='stylesheet'>
tabulator.min.css`

```

```

//|echo: false
viewof allselectedColumns
viewof alldataSummaryView

```

- **Dataset #1:** *Tracing Femicides in El Paso, Texas Using the Hispanic-American Newspaper Newsbank-Readex Collection*
 - **Team:** Jessica Corona (Leader), Johanna León, Aislinn Reichle, & Sara Mosher

- **Dataset description:** Since the beginning of society in the United States, stereotypes and representations of women have been created to oppress them. Among the most deeply rooted stereotypes in North American society about Latina women, we find those that have been most widely spread in newspaper sections: sections for the home where the differences between men and women are discussed, the praise of short hair as this represents a form of evolution to women but for society it removes a woman’s femininity etc. Sexist language within culture, customs and linguistic heritage means that we do not use language correctly and when we talk about gender equality, sexist language refers to those expressions that denigrate people because of their sex and regarding a series of attributes or functions within society, causing one gender to be positioned above the other. Therefore, sexist language is understood to be language that discriminates, above all, against women. This dataset organizes the data surrounding feminicide violence, language through culture, and feminism from the Hispanic American Newspapers in El Paso, Texas from 1900-1980. Making a counter database of what is happening in the US is important because creating work like this will allow us to understand and inform that gender violence is not only the death in the mexican side of the border but also the way that women are forced to behave or their roles in patriarchal society across borders. Collecting this data into dataset, allows for this information to become more accessible to a broader audience, and can be influential in the work of other students, scholars, activists, community, etc. Bringing awareness to how long gender violence has been occurring, specifically in El Paso, can show patterns and changes in how both feminicide is discussed, as well as how women are generally portrayed and spoken about in the media. It is important that this data is collected and made known of, to better understand the role that publications and news sources play in perpetuating gender violence through the way that they handle discussing these topics.
- **Dataset dissemination:** mapping, timeline, text analysis, digital exhibits, policy making
- **Dataset #2: *Digital and Translated Version of “El Silencio De La Voz Que a Todos Nos Quiebra Feminicidio” Printed Spreadsheet***
 - **Team:** Jasbeth Medrano (Leader), Judith Ordonez, Carolina Vlaun, Alex Sanchez, & Samuel Hille
 - **Dataset Description:** As part of our assigned reading material, our class read “El Silencio Que La Voz De Todas Quiebra” by Rohry Benitez, Adriana Candia, Patricia Cabrera, Guadalupe de la Mora, Josefina Martínez, Isabel Velázquez, and Ramona Ortiz. This book was created to bring awareness to the severe under-reporting of feminicide, with an emphasis of providing a platform for mothers to tell their daughter’s stories. This book wanted to humanize the cases of these victims due to the lack of emotion spreadsheets tend to convey. With this purpose in mind, our group decided to model our project with humanization at the forefront. At the end of the book, the authors provided a spreadsheet of all the cases they were

able to locate. The spreadsheet was very grassroots and needed to fit the book page format. Additionally, it was only accessible through this book, ultimately making it very hard to obtain for any other people looking to advance this cause. Therefore, this group took on transcribing all cases on the spreadsheet onto an Excel sheet that could be accessible to anyone. We also translated this material from Spanish to English to ensure that people could read this data. However, apart from accessibility, we wanted to provide the contribution of finding articles and pictures of the mentioned victims to highlight the person rather than the details of the case. Though it was tough to find information on all the women, we found a couple links that have been included in the dataset.

- **Dataset dissemination:** visualizations, mapping, and policy-making
- **Dataset #3: *Geotestimonios Literary Dataset (Woman Hollering Creek by Sandra Cisneros and Stories of Survival by Alicia Gaspar de Alba)*.**
 - Team: Genesis Esquilin (Leader), Layla Smith, Kiri Avelar, & Paris Cantu
 - **Dataset Description:** The project’s purpose is to collect data of two stories and structure it in a spreadsheet. The two stories assigned to work on were *Woman Hollering Creek* (1991) by Sandra Cisneros and *The Mystery of Survival and Other Stories* (1993) by Alicia Gaspar de Alba. These two literary texts contain a collection of short stories, so the group was assigned to work on specific short stories books and find the locations mentioned in them. In the Excel spread sheet there are two data sets; one that shows the locations mentioned in stories from *Woman Hollering Creek* and one that shows the locations that were mentioned in *The Mystery of Survival*. Since there were four of us, we split into two between the two stories and decided which stories we were going to cover. The purpose for these is to map the journey’s, each one painting different narratives of these individual women’s lives. In addition to collecting and organizing data from *Woman Hollering Creek* and *The Mystery of Survival*, the overarching purpose of our project extends beyond just the collection and compilation of the locations mentioned in the stories. To make these locations specific, the locations mentioned were checked if they were either real, fiction, or personal to the storyteller. For each entry it was added in the line the location mentioned as well as the page number the line is from in the book, and the longitude and latitude coordinates if the location mentioned is real. Some notes were added on a few locations to make the audience know a bit more about the location or for them to have context on what the location means. Finally, some links were included with an image of what the real-life location looks like. Since most of the locations are either fictional or personal, they don’t have longitude and latitude coordinates tie with them. This was an important discussion within the team since one of the objectives was to create a comprehensive and visually engaging map that captures the journeys of the characters within these narratives. This dataset was the beginning steps as we encountered how to map data when we do not have exact coordinates. For instance, by pinpointing the specific locations referenced in each

story, the project aims to provide a physical representation of the characters' experiences, offering insights into the cultural and geographical contexts that shape their lives. This mapping project not only enhances our understanding of the individual stories but also allows for a broader exploration of the interconnected themes and shared elements between *Woman Hollering Creek* and *The Mystery of Survival* as both women authors are Latinas from Texas with a border identity reclaimed by both. Ultimately, the project seeks to offer a perspective on the diverse narratives within these two books, emphasizing the importance of women geographies, spaces of violence, and mapping the journey the women narrated in literature go through.

- **Dataset dissemination:** mapping, literary analysis, spatial analysis, city planning
- **Dataset #4: *Films of Femicide and/or Gender Violence Around the World***
 - **Team:** Nicolas Rodriguez (Leader), Madee Puente-Bonilla, Julian Dehoyos, Jada Thomas, & Lily Morrill
 - **Dataset Description:** In the beginning of our dataset project, we wanted to focus on showcasing the wide range of films that showcase either the gratuitous violence toward women or show the mentality of how women would be treated in that era, we found more films to showcase in our project than expected. Though we are still predominantly shining our light on women and gender-based violence, we found other marginalized communities that can have their messages shared. Films like *Killers of the Flower Moon* showcase violence based on the Osage community and other similar native American communities, and *Milk* which shows an openly gay politician fighting to break out of the glass ceiling. These films, though show different variations and levels of violence, intersectionality of present, it shows the trials these marginalized communities have faced. While engaged in the data collection and analysis we wanted to highlight these stories as well as leave it strictly to gender-based violence toward women. At the end, the dataset evolved and can be defined into four main takeaways/themes: personification of violence, definitions of violence, representation of genre, and missing stories. The first takeaway was the personification of violence; breaking this down into the on-screen, almost jarring reality of the possible glorification, stylization, and informative analysis of violence on screen. Our team felt that many of the films listed on the dataset could be argued and grouped into any one of the said narratives. This allows the audience to further their own definitions of gender violence in film. This does lead to the next takeaway, definitions. Throughout the construction of the dataset, we noticed a common theme with films depicting gender violence and/or having a main plot point be that of gendered violence. Many of the films listed are defined and categorized as “romances”. Films like *Urban Cowboy*, *I, Tonya*, and *Lolita* are all defined as romances; all these films depict graphic scenes of abuse, both physical and mental. Our question as a group is how does depicting and defining this film impact viewers? Are they glorifying? Are they stylizing? Are they informing? Our third takeaway was the cross-representation of genre. The dataset is broad - it includes films, biopics, documentaries, docuseries, horror, historical dramas, science fiction,

and many more. We discovered that genre can be a visual but also narrative aid and representation with overall thematic analysis in relation to a film. Many of the films that we listed focused on and outlined meaningful, non-voyeuristic representational work on the issue of violence against women. All the films, across genres, in most ways, were symbolic of violating the heteronormative values of women and other marginalized groups in media; all following the steppingstones of action, resistance, and retribution. The last takeaway was the missing stories that we, as a group, found that were absent after completing the dataset. Again, it is a broad dataset, but there are still not enough individual, personal stories being represented. Many of our films fall under two categories: white, cis-female representation and wide-releases in English-speaking countries. There is a gap in our data that we must be aware of for the future of the dataset. The stories these films captured span from 1918 to the present, but there are still missing stories, missing people who need to be heard through the media of film.

- **Dataset dissemination:** app, visualizations, image analysis, digital repository and digital exhibit
- **Dataset #5: *Books and Articles from Mexico and the U.S. Related to Femicide and Gender Violence***
 - **Team:** Jared Pond (Leader), Emily Malloy (Leader), Erin Garza, Joshua Scott, & Ambonnay Rodriguez
 - **Dataset Description:** This dataset project was to call attention to femicide and gender violence in scholarly literature. We wanted to show that these women are remembered and were failed by their society and protectors. To make people uncomfortable enough to understand the seriousness of this topic, and to show that there are people keeping track and those who care. Our dataset tracks information on pieces of scholarly literature primarily from the U.S. and Mexico that relate to femicide and gender violence. This dataset can be used to compare the types of literature and how it is represented across different publishing houses and countries. And the noticeable absence of information from publishing houses in Mexico. Some of our findings include the trait of Chicano, Hispanic, and Mexican authors publishing in areas other than Mexico, leading to the question of how much, and how hard the government and society itself tries to hide this violence. For example, some of the first books touching on these topics like *El Silencio Que La Voz De Todas Quiebra* or *Cosecha de Mujeres* had trouble finding a publisher and had even issues with some editors in charge. Our limitations included: authors not being on the internet, authors being hidden by other authors' articles by other interpretations, and not being able to fully investigate and read every single piece of literature we listed. We also understand that we did not incorporate as many essays, articles, and books as there are in other databases as well. The next step for this project is to keep expanding on these works in any way possible. Those who work on this dataset may be able to make more connections between the data than we were able to see as their background knowledge is different than ours; or maybe even more

resources than we do. We also recognize that we are missing data and possibly have inaccuracies, but it's clear that femicide has become more apparent globally and is something that nobody should be quiet about.

- **Dataset #6: *Murals and Public Monuments Related to Femicide and Gender Violence***
 - **Team:** Nilou Esmacili (Leader), Jairo Samuda, Kai Pheonix, Anastasia Blanco, & Branden Jackson
 - **Dataset Description:** For this final dataset project, as a group we scavenged data pertaining to murals and monuments placed throughout Ciudad Juarez, Mexico, other various cities throughout Mexico, and internationally. The purpose of this dataset is to hopefully bring awareness to how frequently gender-based violence occurs especially in hotspots such as areas around the US-Mexican border, throughout Mexican cities, other countries of more conservative nature, more populated countries, etc... The list can go on, but the point is, that gender-based violence happens worldwide every day whether we witness it or not. Most of the data sources were from social media sites such as Instagram and X (Twitter). We encountered that when scrolling through these applications, there are a lot of bots, inappropriate content, threats, and unrelated posts. It was frustrating because social media is a good source to pull current information and data from, but navigating was annoying. Originally, our purpose would've been to create a program (code) to help the team members easily navigate and pick out the data needed throughout the loads of data and posts we go through on articles and social media sites. Unfortunately, it requires more advanced coding skills to create this program because it utilizes AI databases and even creating databases for the AI coding working with this data requires field work to process this data. Student comment: "I encounter having to interact with data in a way I have not even begun learning nor brushed up on in any of my classes. For reasons such as that, I scrapped my program completely and just manually mined data for our project. It would've been a nice way to make it easier for not only me and my groupmates, but my other classmates to use."
 - **Dataset dissemination:** mapping, image analysis, digital and 3D exhibits, virtual reality.

Discussion & Activities

ASSIGNMENT #1

Part 1: Gender Violence and Femicides Definitions and Testimonios

Read the "Preface" and Eva Arce's Testimonio from *Terrorizing Women: Femicide in the Americas*. Read *El Silencio Que La Voz De Todas Quiebra* and your assigned testimonio below. As you read, connect your testimonio (the Una Vida chapters) with the introduction.

As you read, consider the following questions/prompts for reflection:

- According to the “Preface”, what is feminicide?
- What legal and political occurrences contribute to feminicide?
- Having read the “Preface” of *Terrorizing Women*, how does this chapter contextualize each testimonio about the daughter’s disappearance?

Part #2: Maps and Databases of Counterdata of Feminicides

In teams analyze the map and spreadsheet that is included at the end of *El Silencio Que La Voz De Todas Quiebra* (students are provided with a copy of this material) and compare it with the digital map of *Ellas tienen nombre*.

As you observe this data in analog format and the data in digital format, consider the following questions/prompts for reflection:

- What are the areas where the missing and murdered women are being found?
- What is the data and metadata of each case in the spreadsheet different from the digital map?
- How is each case represented in the analog and digital map? What other ways would you propose to consider representing each case to move beyond the number or the dot?
- What is the difference between having this data in a spreadsheet and in a map? How do you engage with this data? What other visualizations will be important to create with this data?
- How can the data collected by these women be used for the fight for justice against gender violence and feminicides? What else can be included or should change?

Part #3: Converging Knowledge

In pair with a partner that reads and understands Spanish explore the project of *Ecos del desierto* and reflect on the testimonios and visual materials of each woman included in this timeline.

As you interacted with the data in this multimodal project, consider the following questions/prompts for reflection:

- How do you understand these cases and stories through testimonio, and visual material visualized and represented in this project different from a spreadsheet and a digital map?
- Why do you think there is only a short number of cases included in this project?
- Would it be important to include other cases you analyzed in the spreadsheet? What process would it take to put together other cases and represent them in this project visually?

ASSIGNMENT #2



Figure 18: Text mining a Sancho Paz newspaper with red rectangles around parts of text

Part #1: Text Mining Analog Periodicals

1. Read "Transborder Discourse: The Articulation of Gender in the Borderlands in the Early Twentieth Century" by Clara Lomas.
2. Visit your institution's Special Collections or alternate archive and explore some analog newspapers and observe the representation of women.

Part #2: Text Mining Periodicals

1. Using the Hispanic American Newspapers 1808-1980-Newsbank-Readex select a newspaper from a border city and find one that mentions women. (Many newspapers do not mention women directly, so it's important to find one that covers this topic!)
2. Through a text mining exercise, you will use the search feature to do a search of a series of keywords to localize the news/advertisements of these related topics. Examples of keywords: women, mujer, femenino, feminine, esposa, wife, asesinada, murdered, killed, girl, niña, educada, educated, trabajadora, hard working, etc.
3. Then, analyze the newspaper section's representations of women and pay close attention to the language of how the news/advertisements describe women. For example, how women are represented through descriptive language and cultural roles/responsibilities such as through gender roles, her work, what she is wearing, etc.

4. Reflect on the type of violence that you find through these texts. Include an analysis of intersectionality (identities such as her race, her work, her age, etc.), situating this news/advertisement in the 19th and 20th centuries.
5. Take a screenshot of your newspaper article and mark the section you analyzed.

Part #3: Reflecting

Briefly describe the following questions:

- What impacted you from the way women are represented in these Bordertown newspapers?
- Did you find or note a pattern with these representations of past and present violence towards women?
- Having read the Clara Lomas “Transborder Discourse” article for the week, answer the following question: how did periodicals (as a medium) help encourage rethinking women’s role in society?
- Currently, how are women represented in social media (i.e. our newspapers)? In what ways is it similar and/or different?
- *Add any further observations or analysis you would like to contribute.

ASSIGNMENT #3

WHO OR WHAT IS TO BLAME?

Dublin Core

Title

Who or What Is To Blame?

Subject

This collection is a look at who and what is being blamed from 1990 to 1995 for the femicides occurring all over Ciudad Juarez, Chihuahua, Mexico.

Collection Items

No contrataré guardias: Talamás



The bishop of Ciudad Juarez, Manuel Talamás Camandari, blames the Mexican people's lack of God for the insecurities and violence, shifting the blame from city officials to religion.

Agentes confiesan asesinato de mujer



Two municipal police for Ciudad Juarez, Eduardo Valle Vega and Marth Rios Ledezma confess to a murder of Laura Ana Inere.

Figure 19: Who or What is to Blame? Assignment #3 intro

Part #1: Analyzing Femicide Data Using the Ester Chavez Collection

Choose ONE newspaper clipping from the [Ester Chavez Collection](#) box you were assigned. (You may use one that you explored previously!) After translating it, analyze and reflect on the content of the clipping. Think about how the victim, perpetrator, mother, etc. is represented and how these representations can be interpreted in responsible transborder data. Specifically, think about whether the victim is blamed for their murder and how the case is being described or reported. Write a reflection of 500 words including your additional research about the case as well as your responses to the questions mentioned. In your reflection, ensure to reference the readings and materials discussed.

Part #2: Digital Archival Curation

Choose ONE of the collections from the following project: [Archiving Femicide](#). Note that each collection has a different theme. **Analyze** the collection and the items included in each

collection. **Reflect on the message your chosen collection provides, considering that the archival curation was to convey the message of the pattern of “who or what is to blame?”** and the pattern depicting the genealogy of the mother fighting for justice. Now that you have interacted with the newspaper clipping and other sources from the Esther Chavez Collection in Part 1, **consider** the different data stories that can be told through the digital archival curation of larger collections such as the Ester Chavez Cano Collection. **What kind of data story through a curated collection would you propose?** Write a reflection of 500 words that responds to the prompt, referencing the readings and materials discussed.

Suggested Reading and Projects

[Ellas tienen nombre](#)

[Ecos del desierto](#)

[The Routledge International Handbook on femicide and Femicide](#)

[Counting Femicide: Data Feminism in Action](#)

[Data Feminism](#)

[Bordeando la violence contra las mujeres en la frontera norte de México](#)

[Terrorizing Women: Femicide in the Americas](#)

[The Force of Witness: Contra Femicide](#)